



## Constant Contact Survey Results

**Survey Name:** Forced Marriages Online Survey 2014

**Response Status:** Partial & Completed

**Filter:** None

12/2/2014 8:55 AM PST

### TextBlock:

We are conducting this online survey as part of our Enhancing Community Capacity to Respond to and Prevent Forced Marriages Project. This two-year project (April 2014 - March 2016), is a collaboration between MOSAIC and Ending Violence Association of BC and is funded by the Department of Justice, Canada. Information gathered from this survey will inform us on the issue of forced marriages and help us with: 1. developing tools and resources to support front-line workers 2. providing feedback/direction to service providers and policy makers to better serve immigrant, marginalized and isolated women and communities. This survey will take 15 minutes to complete. Please complete survey by 5 p.m. on Friday, September 26, 2014. Part 1: Forced Marriages - Needs and Gaps Part 2: Increasing Awareness/Accessibility/Resources

### \*What program(s) do you work in? (Please check all that apply)

Answer	0%	100%	Number of Response(s)	Response Ratio
Community-based Victim Services			15	28.8 %
Stopping the Violence Counselling			22	42.3 %
Stopping the Violence Outreach			12	23.0 %
Multicultural Outreach			5	9.6 %
Settlement program			5	9.6 %
ELSA program			5	9.6 %
Transition/Safe House			10	19.2 %
MCFD			1	1.9 %
Other			8	15.3 %
<b>Totals</b>			<b>52</b>	<b>100%</b>




Confidentiality: Your email address and your agency name will allow us to share with you the resources and tools we produce as part of this project. You can choose not to share your email address. Any information provided in the survey will be kept confidential and will be stored at the Ending Violence Association of British Columbia office. Please enter the information indicated below.

Answers	Number of Response(s)
Company Name	40
Email Address	40





**TextBlock:**

PART 1: FORCED MARRIAGES - NEEDS AND GAPS

Do you have a working understanding of forced marriages?

Answer	0%	100%	Number of Response(s)	Response Ratio
Yes			40	75.4 %
No			10	18.8 %
No Response(s)			3	5.6 %
<b>Totals</b>			<b>53</b>	<b>100%</b>

Have you/your program staff provided assistance to clients of suspected or known forced marriage cases?

Answer	0%	100%	Number of Response(s)	Response Ratio
Yes			23	43.3 %
No			16	30.1 %
Do Not Know			12	22.6 %
No Response(s)			2	3.7 %
<b>Totals</b>			<b>53</b>	<b>100%</b>








Have you/your program staff suspected or known of clients who were married without their full and free consent or under circumstances of duress?

Answer	0%	100%	Number of Response(s)	Response Ratio
Yes			23	43.3 %
No			15	28.3 %
Do Not Know			13	24.5 %
No Response(s)			2	3.7 %
<b>Totals</b>			<b>53</b>	<b>100%</b>










If "yes", what made you to think that it was a situation of forced marriage? (please check all that apply)

Answer	0%	100%	Number of Response(s)	Response Ratio
Direct Disclosure by client			16	64.0 %
Information from another source e.g. another individual or from documentation suggesting the marriage was not consensual			4	16.0 %
Indirect disclosure by client while talking about something else			9	36.0 %
The age of the girl/woman when she married			8	32.0 %
Not having a choice in marriage or important decisions			14	56.0 %
Not knowing who she was marrying or not told until the last minute			4	16.0 %
Being told that the family was going on a vacation and her engagement was announced			3	12.0 %
Her opinion is not valued or asked in family decisions; what she wears or wher she goes; education; career choices			15	60.0 %
Other			4	16.0 %
<b>Totals</b>			<b>25</b>	<b>100%</b>









Have clients disclosed to you certain traditional expectations/roles of them: (please check all that apply)

Answer	0%	100%	Number of Response(s)	Response Ratio
To uphold the honor of the family			28	62.2 %
To be a good daughter/wife			37	82.2 %
To maintain family peace			27	60.0 %
To produce a son/extend the lineage			9	20.0 %
Expectations relating to the family/religion			31	68.8 %
Patriarchal structure			27	60.0 %
Other			4	8.8 %
<b>Totals</b>			<b>45</b>	<b>100%</b>

In the last 3 years, how many clients have you worked with, whom you suspected or knew were impacted by forced marriages?

Answer	0%	100%	Number of Response(s)	Response Ratio
0			16	30.1 %
1 - 5			21	39.6 %
6 - 10			1	1.8 %
11 - 15			0	0.0 %
16 - 20			0	0.0 %
more than 20; please specify below:			2	3.7 %
Do not Know			7	13.2 %
Not applicable			4	7.5 %
No Response(s)			2	3.7 %
<b>Totals</b>			<b>53</b>	<b>100%</b>

What was the average age of the clients you worked with? (please check all that apply)

Answer	0%	100%	Number of Response(s)	Response Ratio
Under 12			2	4.6 %
12 - 15			3	6.9 %
16 - 19			4	9.3 %
20 - 25			24	55.8 %
26 - 35			31	72.0 %
36 - 45			20	46.5 %
46 - 55			14	32.5 %
Over 55			6	13.9 %
<b>Totals</b>			<b>43</b>	<b>100%</b>

What was their religious affiliations? (please check all that apply)

Answer	0%	100%	Number of Response(s)	Response Ratio
Buddhist			4	8.6 %
Christian			19	41.3 %
Hindu			16	34.7 %
Jewish			2	4.3 %
Muslim			13	28.2 %
Sikh			16	34.7 %
None			7	15.2 %
Do not know			16	34.7 %
Other			6	13.0 %
<b>Totals</b>			<b>46</b>	<b>100%</b>

What intervention or action is needed to support clients impacted by forced marriages? (please check all that apply)

Answer	0%	100%	Number of Response(s)	Response Ratio
Conduct guided interviews to obtain more information as appropriate			23	46.9 %
No specific intervention			1	2.0 %
Provide counselling or emotional support			37	75.5 %
Review risk factors for abuse or violence			33	67.3 %
Refer to an anti-violence program mandated to engage in risk assessment and safety planning			26	53.0 %
Refer to child protection (where client is under 19 years of age)			18	36.7 %
Refer to legal aid/services			28	57.1 %
Do not know			10	20.4 %
Other			7	14.2 %
<b>Totals</b>			<b>49</b>	<b>100%</b>

Does your agency/program have specific guidelines, policies or identified best practices which apply in cases of suspected or known forced marriages?

Answer	0%	100%	Number of Response(s)	Response Ratio
No			27	50.9 %
Do not know			20	37.7 %
Not applicable			1	1.8 %
Yes, please specify below			3	5.6 %
No Response(s)			2	3.7 %
<b>Totals</b>			<b>53</b>	<b>100%</b>

What gaps and challenges do you face when working with a client impacted by forced marriage? (please check all that apply)

Answer	0%	100%	Number of Response(s)	Response Ratio
Difficulty locating legal support			19	42.2 %
Difficulty getting police assistance			10	22.2 %
Do not understand the culture of newcomer clients			11	24.4 %
Lack of appropriate counselling and crisis support services			10	22.2 %
Lack of knowledge of anti-violence programs in the community			3	6.6 %
Lack of knowledge of risk assessment and safety planning for these clients			5	11.1 %
Lack of interpretation services			19	42.2 %
Lack of workers who speak the language			21	46.6 %
Lack of housing options			20	44.4 %
Lack of accessibility to resettlement services for clients returning to Canada			9	20.0 %
Inadequate protection services for the remaining children in the family			11	24.4 %
Not applicable			12	26.6 %
Other			5	11.1 %
<b>Totals</b>			<b>45</b>	<b>100%</b>

What steps could you/your program staff take to address gaps/challenges in supporting clients? (please check all that apply)

Answer	0%	100%	Number of Response(s)	Response Ratio
Incorporate risk factor identification in support/counselling strategies with girls and women			31	68.8 %
Provide adequate training for front-line staff in order to identify and respond appropriately			36	80.0 %
Update crisis response and intake protocols to respond appropriately			29	64.4 %
Make timely and appropriate referrals			28	62.2 %
Other			4	8.8 %
<b>Totals</b>			<b>45</b>	<b>100%</b>

TextBlock:

PART 2: INCREASING AWARENESS/ACCESSIBILITY/RESOURCES This section is meant to identify strategies and practices that would encourage girls/women to seek support services and/or report situations of forced marriages.

Has your agency/agencies in your community discussed the need for community education/awareness on this issue?

Answer	0%	100%	Number of Response(s)	Response Ratio
Yes			13	24.5 %
No			26	49.0 %
Do not know			8	15.0 %
Not applicable			1	1.8 %
Other			4	7.5 %
No Response(s)			1	1.8 %
<b>Totals</b>			<b>53</b>	<b>100%</b>

If no, what are the reasons for not offering community education/awareness on this issue?

1 = Most important

Answer	1	2	3	Number of Response(s)	Ranking Score*
Lack of knowledge and expertise to present workshops/awareness on this issue				26	1.9
Insufficient staff and/or resources to plan and offer workshops on this issue				26	1.9
Lack of awareness within our agency				26	2.2

\*The Ranking Score is the weighted average calculated by dividing the sum of all weighted rankings by the number of total responses.

Does existing training for your sector include information on the dynamics and risk factors for forced marriages and domestic violence in the context of forced marriages?

Answer	0%	100%	Number of Response(s)	Response Ratio
No			21	39.6 %
Do not know			21	39.6 %
Not applicable			3	5.6 %
Yes, please specify below			7	13.2 %
No Response(s)			1	1.8 %
<b>Totals</b>			<b>53</b>	<b>100%</b>

## What types of tools and resources would assist you to more effectively respond to girls/women impacted by forced marriages?

1 = Most important

Answer	1	2	3	4	5	6	7	8	9	10	Number of Response(s)	Ranking Score*
An overview of appropriate intervention strategies	█	█	█	█							42	4.0
An overview of the risk indicators for forced marriages	█	█	█	█	█						42	4.6
Client access to agencies with trained anti-violence workers to provide support, safety planning and appropriate interventions in cases of forced marriages	█	█	█	█	█						42	5.1
Information on the link between forced marriage and domestic violence/violence against women	█	█	█	█	█	█					42	6.0
Information on the difference between arranged and forced marriages	█	█	█	█	█	█	█				42	6.2
Information on available community resources for purposes of referral and safety planning	█	█	█	█	█	█	█				42	6.2
Interview guides to help identify high risk forced marriage situations	█	█	█	█	█	█					42	6.1
Inclusion of information on dynamics and risk indicators of forced marriages and domestic violence in the context of forced marriages in existing training modules for your sector	█	█	█	█	█						42	5.3
Policy and practice protocols to guide your work	█	█	█	█	█	█					42	6.1
Information on forced marriages	█	█	█	█	█						42	5.4

\*The Ranking Score is the weighted average calculated by dividing the sum of all weighted rankings by the number of total responses.

## Are anti-violence programs in your community adequately funded to provide support and intervention in cases of forced marriages?

Answer	0%	100%	Number of Response(s)	Response Ratio
Yes	█		2	3.7 %
No		█	27	50.9 %
Do not know		█	20	37.7 %
Not applicable	█		2	3.7 %
No Response(s)	█		2	3.7 %
<b>Totals</b>			<b>53</b>	<b>100%</b>